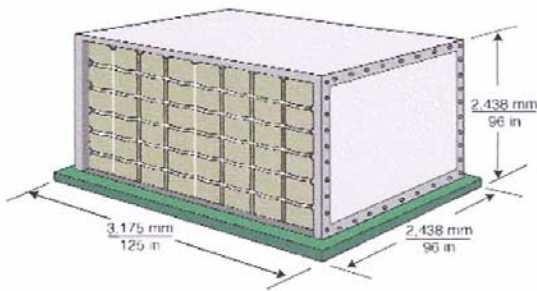


AIRCRAFT: CONTAINER DIMENSIONS:

Main Deck Container-IATA Type 2/2Q-IATA Prefix: AMA



**Maximum Gross Weight**  
6,804 kg / 15,000 lb

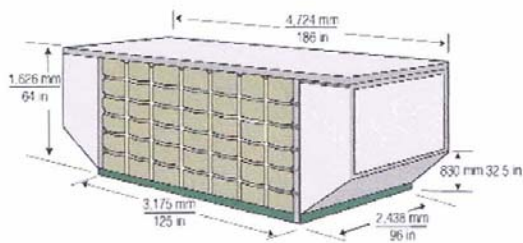
**Volume**  
17.16 m<sup>3</sup> / 606 ft<sup>3</sup>

**Tare**  
260 kg / 572 lb

**External Dimensions**  
(L x W x H)  
3,175 mm x 2,438 mm x 2,438 mm  
(125 in x 96 in x 96 in)

**Aircraft Accepted For**  
747F

Lower Deck Container-IATA Type 2BG-IATA Prefix: AMU



**Maximum Gross Weight**  
6,033 kg / 13,300 lb

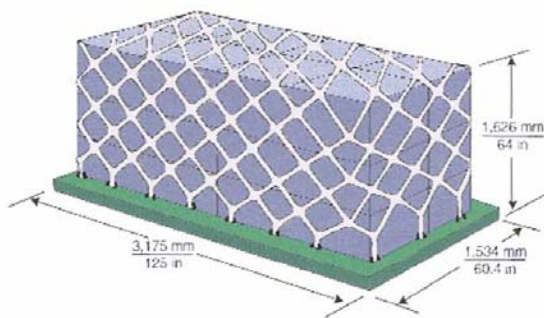
**Volume**  
13.7 m<sup>3</sup> / 480 ft<sup>3</sup>

**Tare**  
200 kg / 440 lb

**External Dimensions**  
(L x W x H)  
3,175 mm x 2,438 mm x 1,626 mm  
(125 in x 96 in x 64 in)

**Aircraft Accepted For**  
747, 747F

Lower Deck Pallet with Net-IATA Type 6-IATA Prefix: PL



**Maximum Gross Weight**  
3,175 kg / 7,000 lb

**Volume**  
6.94 m<sup>3</sup> / 245 ft<sup>3</sup>

**Tare**  
90 kg / 198 lb

**External Dimensions**  
(L x W x H)  
3,175 mm x 1,534 mm x 1,626 mm  
(125 in x 60.4 in x 64 in)

**Aircraft Accepted For**  
DC10, DC10-30 Freighter,  
747, 777